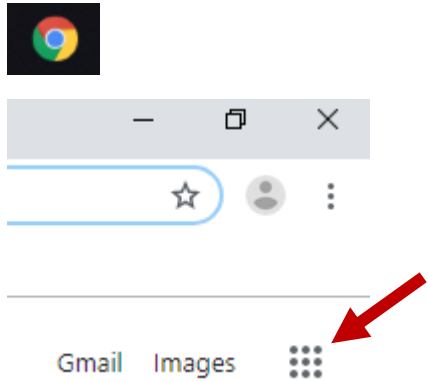


How do I sync my gedu account with Read & Write for Google Chrome on a laptop?

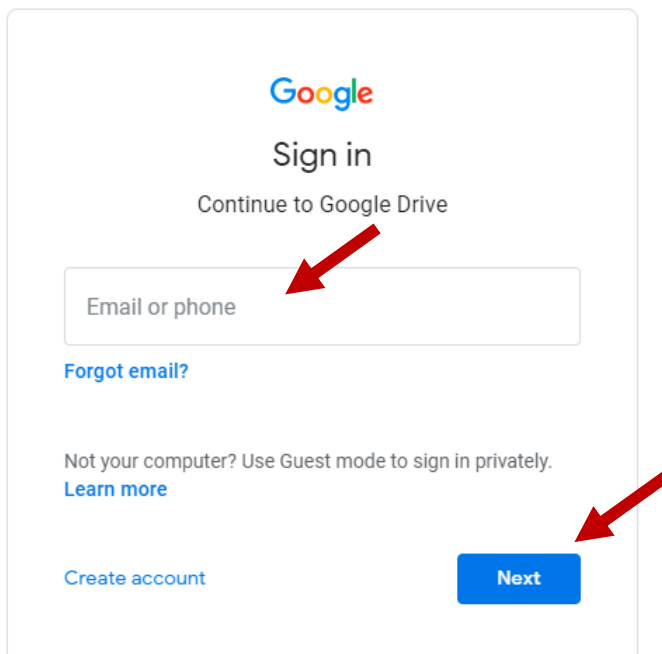
Open Google Chrome.

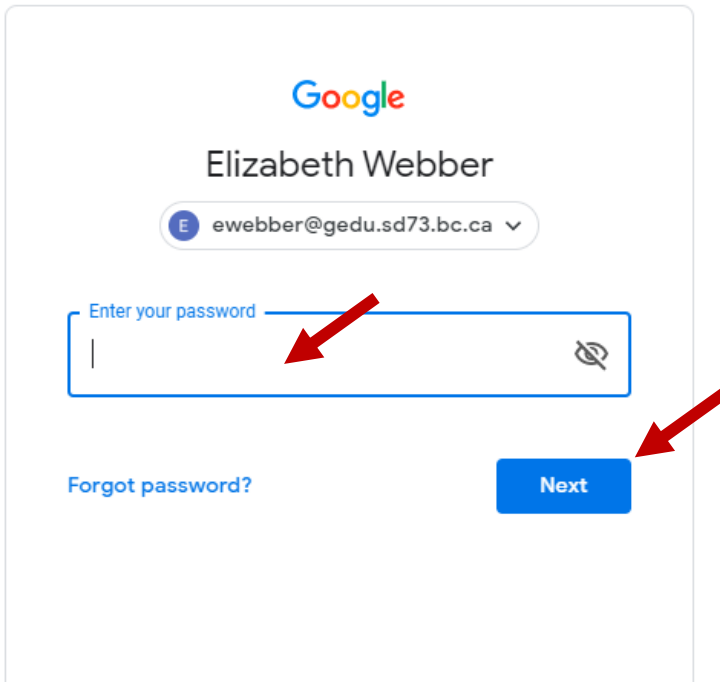


Log onto your gedu account.

Email: ewebber@gedu.sd73.bc.ca

(first initial, last name @gedu.sd73.bc.ca)





Google

Elizabeth Webber

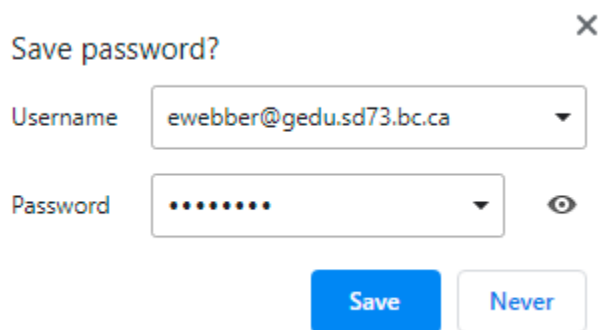
E ewebber@gedu.sd73.bc.ca ▾

Enter your password

[Forgot password?](#)

The image shows a Google login interface. At the top is the Google logo. Below it is the name 'Elizabeth Webber'. Underneath is a dropdown menu showing the email address 'ewebber@gedu.sd73.bc.ca' with a blue circle containing the letter 'E' and a downward arrow. Below the email is a password input field with the placeholder text 'Enter your password'. A red arrow points to the password field. To the right of the password field is an eye icon. Below the password field is a link for 'Forgot password?' and a blue 'Next' button. A red arrow points to the 'Next' button.

You will be prompted to save your password.



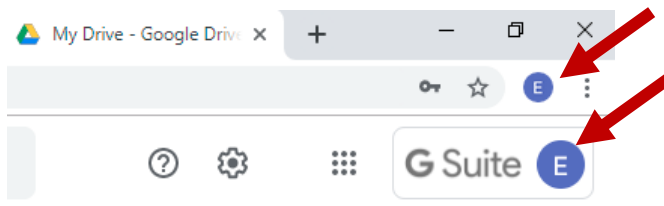
Save password? ×

Username

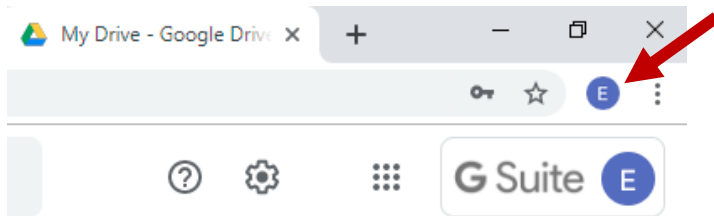
Password 👁

The image shows a 'Save password?' dialog box. It has a close button (X) in the top right corner. Below the title, there are two input fields: 'Username' with the value 'ewebber@gedu.sd73.bc.ca' and a dropdown arrow, and 'Password' with a masked value '.....' and an eye icon. At the bottom, there are two buttons: a blue 'Save' button and a white 'Never' button.

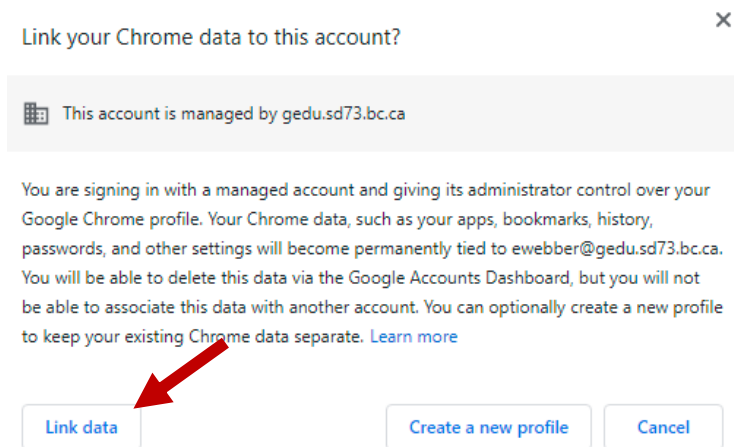
You should see your first initial in both locations below.




Select the icon that displays your first initial (see sample below).



Select *Turn on Sync*. Select *Link Data*.



Select *Yes, I'm In*.



Turn on sync?

Sync your bookmarks, passwords, history, and more on all your devices
Google may use your history to personalize Search, ads, and other Google services

You can always choose what to sync in settings.

